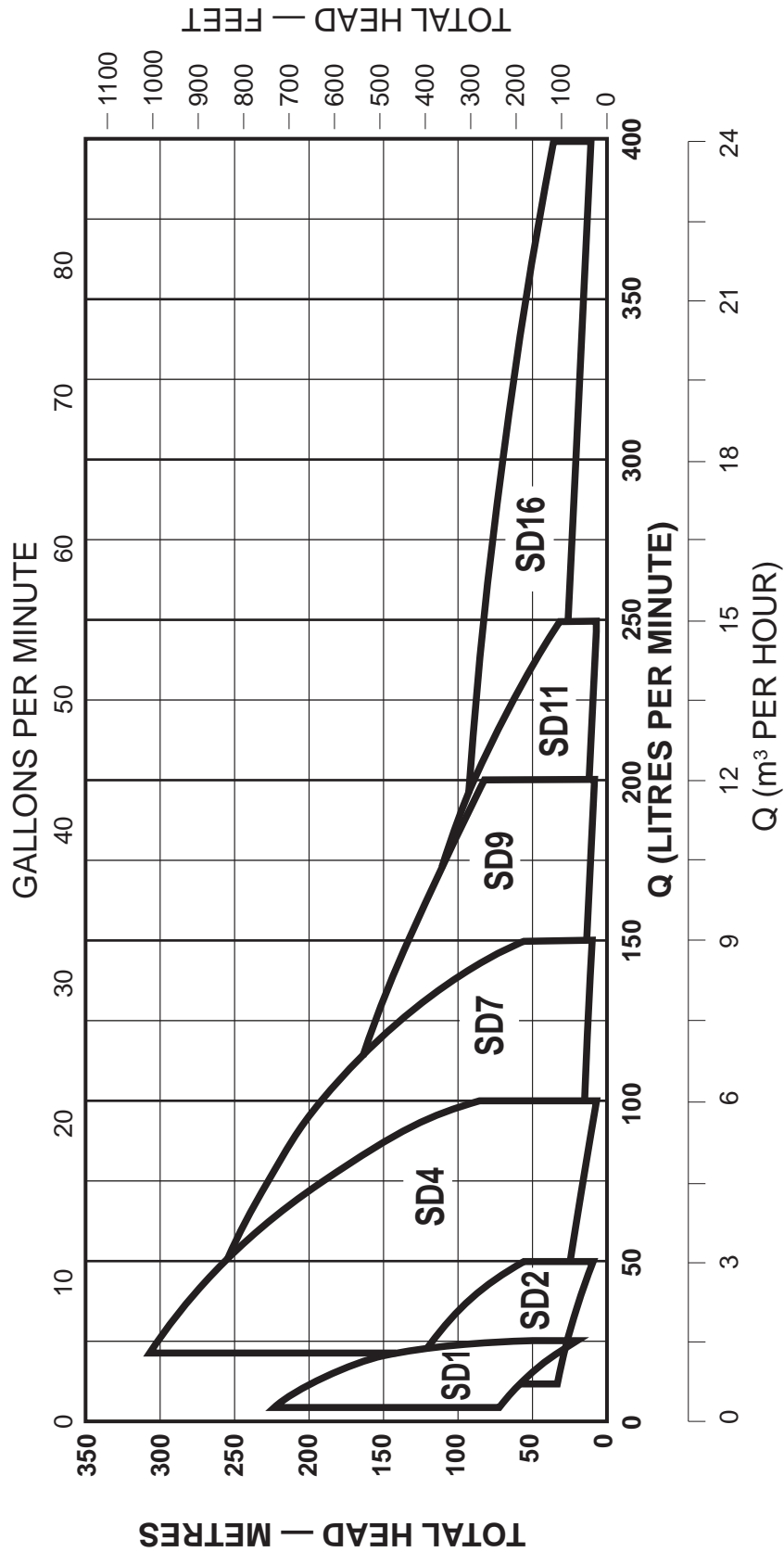




**“SD” Series**  
4 inch (100mm)  
Submersible Borehole Pumps

**Selection  
Chart**

**PERFORMANCE DATA**



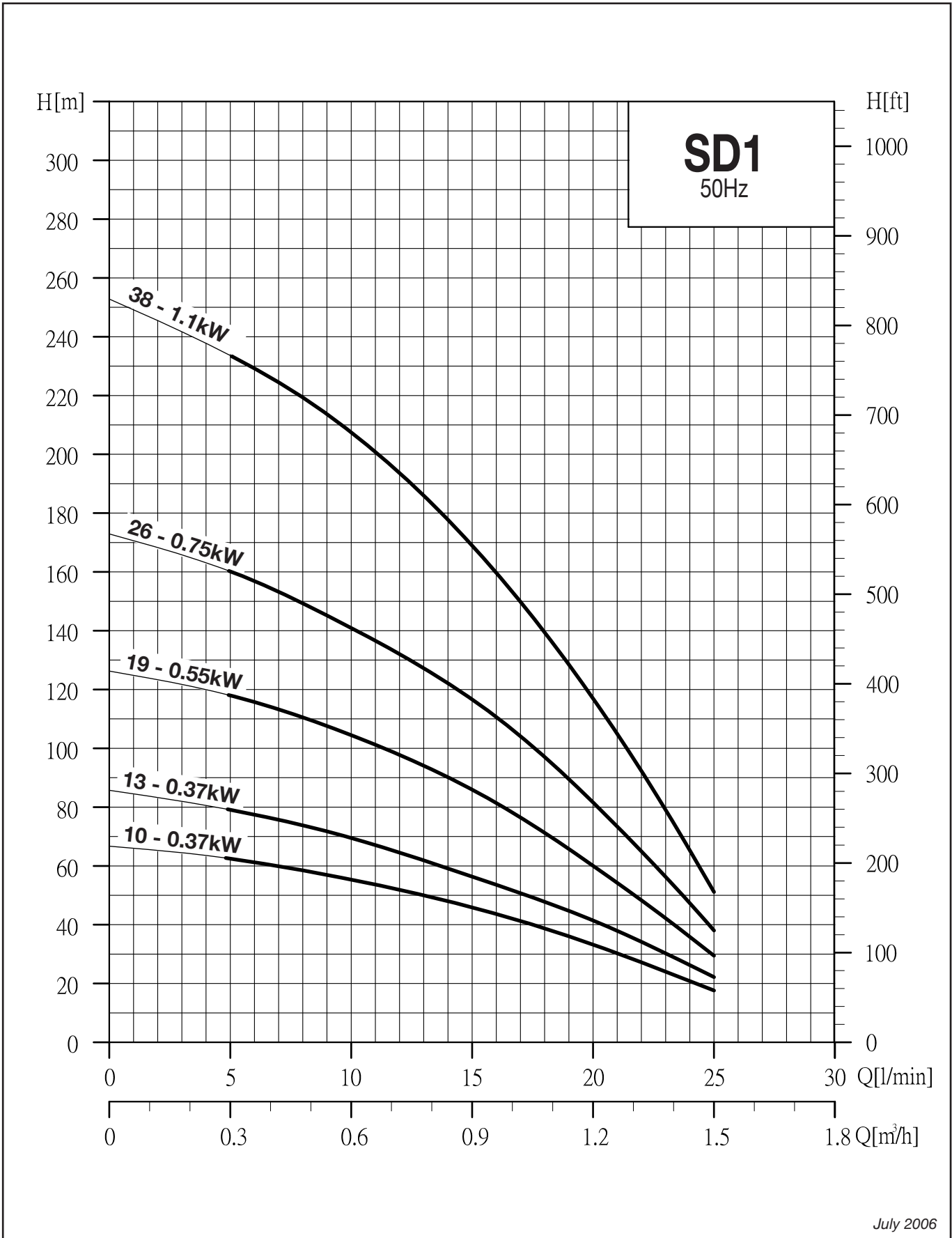




**“SD” Series**  
4 inch (100mm)  
Submersible Borehole Pumps

MODEL  
**SD1**

### PERFORMANCE DATA



MODEL  
**SD1**

**“SD” Series**  
4 inch (100mm)  
Submersible Borehole Pumps



**TECHNICAL DATA**

**DIMENSIONS & WEIGHTS**  
Single Phase Units

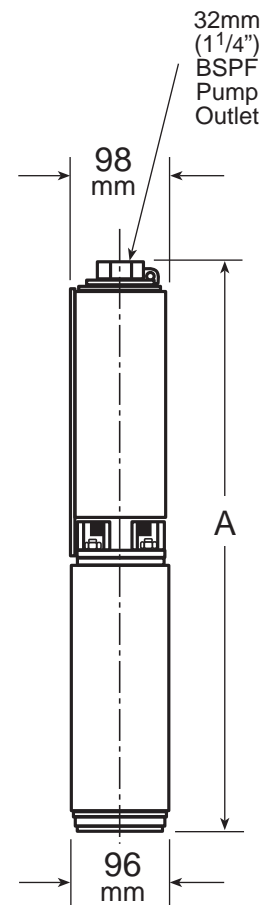
MODEL	No. of Stages	Motor kW	2 Wire Single Phase		3 Wire Single Phase	
			Length A mm	Unit Weight kg	Length A mm	Unit Weight kg
With Single Phase <b>FRANKLIN</b> Motors						
SD1-10	10	0.37	566	11.5	—	—
SD1-13	13	0.37	619	11.9	—	—
SD1-19	19	0.55	751	14.2	—	—
SD1-26	26	0.75	940	16.7	940	16.7
SD1-38	38	1.10	1248	22.3	1209	20.9
With Single Phase <b>COVERCO</b> Motors						
SD1-10	10	0.37	—	—	714	11.7
SD1-13	13	0.37	—	—	767	12.1
SD1-19	19	0.55	—	—	901	14.1
SD1-26	26	0.75	—	—	1092	16.5
SD1-38	38	1.10	—	—	1354	20.6

Three Phase Units

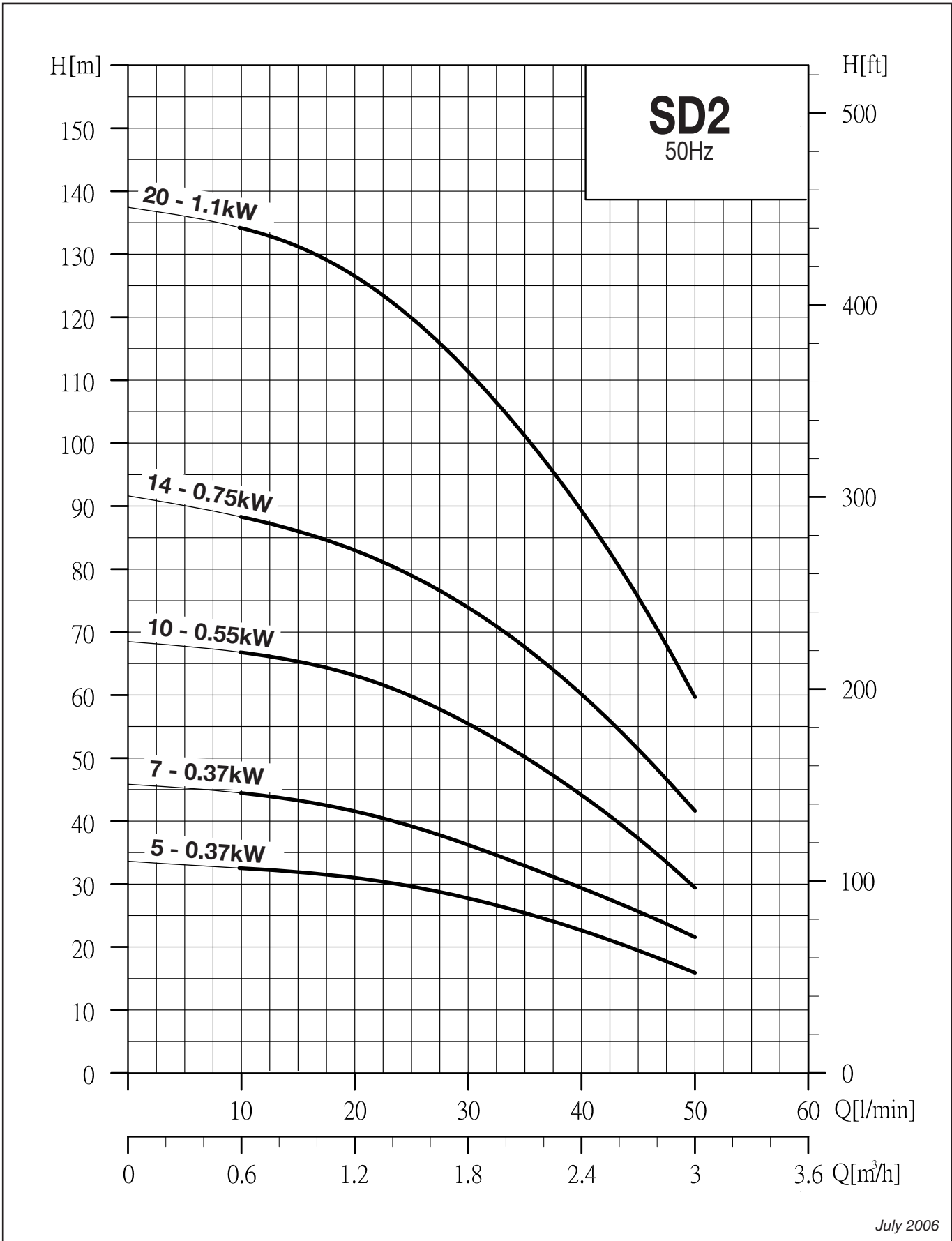
MODEL	No. of Stages	Motor kW	3 Phase <b>FRANKLIN</b>		3 Phase <b>COVERCO</b>	
			Length A mm	Unit Weight kg	Length A mm	Unit Weight kg
SD1-10	10	0.37	566	11.5	694	10.7
SD1-13	13	0.37	619	11.9	747	11.1
SD1-19	19	0.55	751	14.2	871	13.1
SD1-26	26	0.75	940	16.7	1062	15.2
SD1-38	38	1.10	1162	19.1	1314	18.9

**ELECTRICAL DATA**

Motor kW	(1Ph) Single Phase				(3Ph) Three Phase	
	Motor Type	Full Load Amps	Lock Rotor Amps	Control Box	Full Load Amps	Lock Rotor Amps
<b>FRANKLIN Motors</b>						
0.37	2 wire	4.1	26	Not reqd.	1.1	4.3
0.55	2 wire	6.5	37	Not reqd.	1.5	6.2
0.75	2 wire	7.6	44	Not reqd.	2	8.5
1.1	2 wire	10.8	53	Not reqd.	3	14
0.75	3 wire	7.0	27	Franklin	—	—
1.1	3 wire	8.9	37	Franklin	—	—
1.5	3 wire PSC	10.7	51	Franklin	4	21
2.2	3 wire	15.9	82	Franklin	6	27
3	—	—	—	—	7.3	42
3.7	3 wire	23.4	109	Franklin	9	46
4	—	—	—	—	10.4	59
5.5	—	—	—	—	13	70
7.5	—	—	—	—	18.7	99
<b>COVERCO Motors</b>						
0.37	3 wire	3.4	11.2	Coverco	1.2	5.6
0.55	3 wire	4.4	14	Coverco	1.8	8
0.75	3 wire	5.6	19	Coverco	2.1	11
1.1	3 wire	8.1	26	Coverco	3	16
1.5	3 wire	10.1	34	Coverco	4.5	24
2.2	3 wire	14.1	44	Coverco	6	32
3.0	—	—	—	—	7.7	37
3.7	3 wire	23.4	77	Coverco	—	—
4	—	—	—	—	10.3	48
5.5	—	—	—	—	13.1	64
7.5	—	—	—	—	18.7	99



**PERFORMANCE DATA**



MODEL  
**SD2**

**“SD” Series**  
4 inch (100mm)  
Submersible Borehole Pumps



## TECHNICAL DATA

### DIMENSIONS & WEIGHTS

Single Phase Units

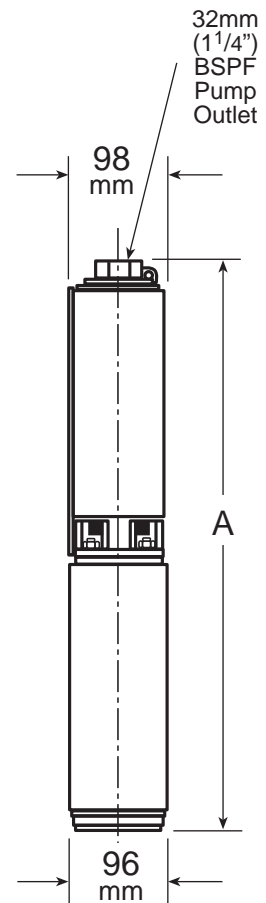
MODEL	No. of Stages	Motor kW	2 Wire Single Phase		3 Wire Single Phase	
			Length A mm	Unit Weight kg	Length A mm	Unit Weight kg
<b>With Single Phase FRANKLIN Motors</b>						
SD2-05	5	0.37	478	10.7	—	—
SD2-07	7	0.37	513	11.0	—	—
SD2-10	10	0.55	594	12.8	—	—
SD2-14	14	0.75	692	14.8	692	14.8
SD2-20	20	1.10	883	19.0	844	17.6
<b>With Single Phase COVERCO Motors</b>						
SD2-05	5	0.37	—	—	626	10.9
SD2-07	7	0.37	—	—	661	11.2
SD2-10	10	0.55	—	—	744	12.7
SD2-14	14	0.75	—	—	844	14.6
SD2-20	20	1.10	—	—	989	17.3

### Three Phase Units

MODEL	No. of Stages	Motor kW	3 Phase FRANKLIN		3 Phase COVERCO	
			Length A mm	Unit Weight kg	Length A mm	Unit Weight kg
SD2-05	5	0.37	478	10.7	606	9.9
SD2-07	7	0.37	513	11.0	641	10.2
SD2-10	10	0.55	594	12.8	624	11.7
SD2-14	14	0.75	692	14.8	814	13.3
SD2-20	20	1.10	797	15.8	949	15.6

### ELECTRICAL DATA

Motor kW	(1Ph) Single Phase				(3Ph) Three Phase	
	Motor Type	Full Load Amps	Lock Rotor Amps	Control Box	Full Load Amps	Lock Rotor Amps
<b>FRANKLIN Motors</b>						
0.37	2 wire	4.1	26	Not reqd.	1.1	4.3
0.55	2 wire	6.5	37	Not reqd.	1.5	6.2
0.75	2 wire	7.6	44	Not reqd.	2	8.5
1.1	2 wire	10.8	53	Not reqd.	3	14
0.75	3 wire	7.0	27	Franklin	—	—
1.1	3 wire	8.9	37	Franklin	—	—
1.5	3 wire PSC	10.7	51	Franklin	4	21
2.2	3 wire	15.9	82	Franklin	6	27
3	—	—	—	—	7.3	42
3.7	3 wire	23.4	109	Franklin	9	46
4	—	—	—	—	10.4	59
5.5	—	—	—	—	13	70
7.5	—	—	—	—	18.7	99
<b>COVERCO Motors</b>						
0.37	3 wire	3.4	11.2	Coverco	1.2	5.6
0.55	3 wire	4.4	14	Coverco	1.8	8
0.75	3 wire	5.6	19	Coverco	2.1	11
1.1	3 wire	8.1	26	Coverco	3	16
1.5	3 wire	10.1	34	Coverco	4.5	24
2.2	3 wire	14.1	44	Coverco	6	32
3.0	—	—	—	—	7.7	37
3.7	3 wire	23.4	77	Coverco	—	—
4	—	—	—	—	10.3	48
5.5	—	—	—	—	13.1	64
7.5	—	—	—	—	18.7	99

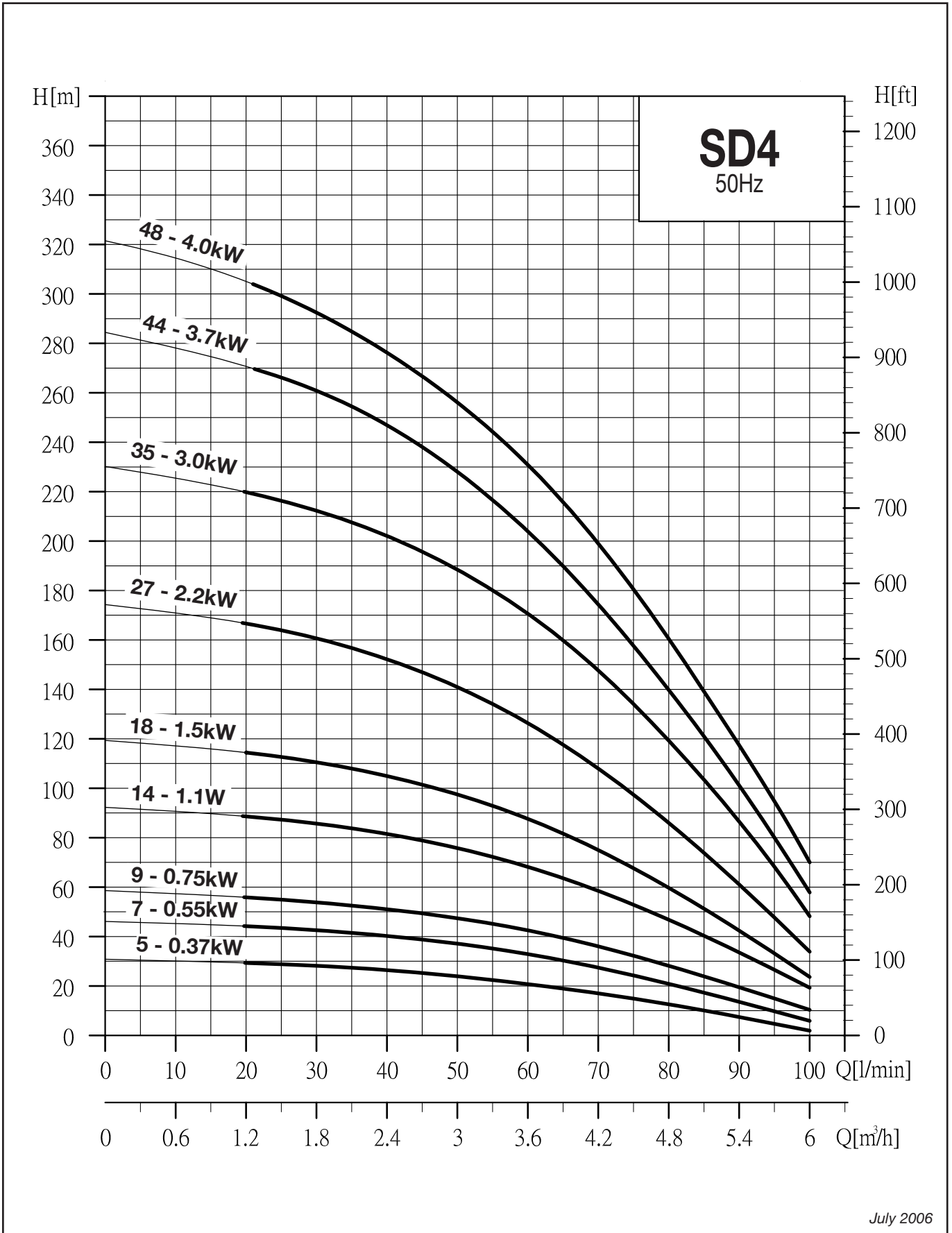




**"SD" Series**  
4 inch (100mm)  
Submersible Borehole Pumps

MODEL  
**SD4**

### PERFORMANCE DATA



MODEL  
**SD4**

**"SD" Series**  
4 inch (100mm)  
Submersible Borehole Pumps



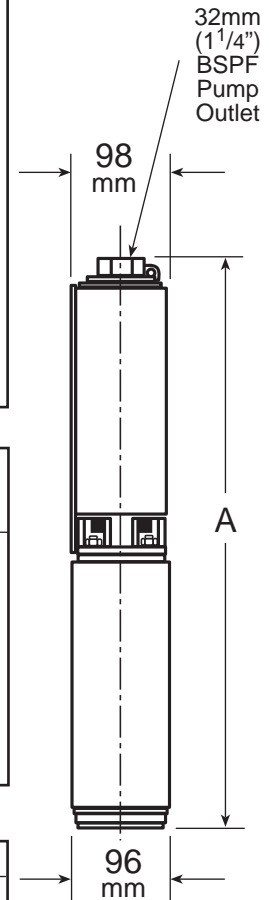
**TECHNICAL DATA**

**DIMENSIONS & WEIGHTS**  
Single Phase Units

MODEL	No. of Stages	Motor kW	2 Wire Single Phase		3 Wire Single Phase	
			Length A mm	Unit Weight kg	Length A mm	Unit Weight kg
<b>With Single Phase FRANKLIN Motors</b>						
SD4-05	5	0.37	499	10.9	—	—
SD4-07	7	0.55	571	12.5	—	—
SD4-09	9	0.75	642	14.2	642	14.2
SD4-14	14	1.10	836	18.2	797	16.8
SD4-18	18	1.50	—	—	922	19.7
SD4-27	27	2.2	—	—	1251	24.8
SD4-35	35	3.7	—	—	1650	39.7
SD4-44	44	3.7	—	—	1844	41.1
<b>With Single Phase COVERCO Motors</b>						
SD4-05	5	0.37	—	—	647	11.1
SD4-07	7	0.55	—	—	721	12.4
SD4-09	9	0.75	—	—	794	14
SD4-14	14	1.10	—	—	942	16.5
SD4-18	18	1.50	—	—	1098	19.3
SD4-27	27	2.2	—	—	1367	24.6
SD4-35	35	3.7	—	—	1679	32.9
SD4-44	44	3.7	—	—	1873	34.3

**Three Phase Units**

MODEL	No. of Stages	Motor kW	3 Phase FRANKLIN		3 Phase COVERCO	
			Length A mm	Unit Weight kg	Length A mm	Unit Weight kg
SD4-05	5	0.37	499	10.9	627	10.1
SD4-07	7	0.55	571	12.5	691	11.4
SD4-09	9	0.75	642	14.2	764	12.7
SD4-14	14	1.10	750	15.0	902	14.8
SD4-18	18	1.5	883	17.4	1028	17.1
SD4-27	27	2.2	1174	22.1	1336	20.8
SD4-35	35	3.0	1498	32.9	1494	24
SD4-44	44	3.7	1692	34.3	—	—
SD4-44	44	4.0	—	—	1788	30.7
SD4-48	48	4.0	1880	37.6	1913	31.3



**ELECTRICAL DATA**

Motor kW	(1Ph) Single Phase				(3Ph) Three Phase	
	Motor Type	Full Load Amps	Lock Rotor Amps	Control Box	Full Load Amps	Lock Rotor Amps
<b>FRANKLIN Motors</b>						
0.37	2 wire	4.1	26	Not reqd.	1.1	4.3
0.55	2 wire	6.5	37	Not reqd.	1.5	6.2
0.75	2 wire	7.6	44	Not reqd.	2	8.5
1.1	2 wire	10.8	53	Not reqd.	3	14
0.75	3 wire	7.0	27	Franklin	—	—
1.1	3 wire	8.9	37	Franklin	—	—
1.5	3 wire PSC	10.7	51	Franklin	4	21
2.2	3 wire	15.9	82	Franklin	6	27
3	—	—	—	—	7.3	42
3.7	3 wire	23.4	109	Franklin	9	46
4	—	—	—	—	10.4	59
<b>COVERCO Motors</b>						
0.37	3 wire	3.4	11.2	Coverco	1.2	5.6
0.55	3 wire	4.4	14	Coverco	1.8	8
0.75	3 wire	5.6	19	Coverco	2.1	11
1.1	3 wire	8.1	26	Coverco	3	16
1.5	3 wire	10.1	34	Coverco	4.5	24
2.2	3 wire	14.1	44	Coverco	6	32
3.0	—	—	—	—	7.7	37
3.7	3 wire	23.4	77	Coverco	—	—
4	—	—	—	—	10.3	48

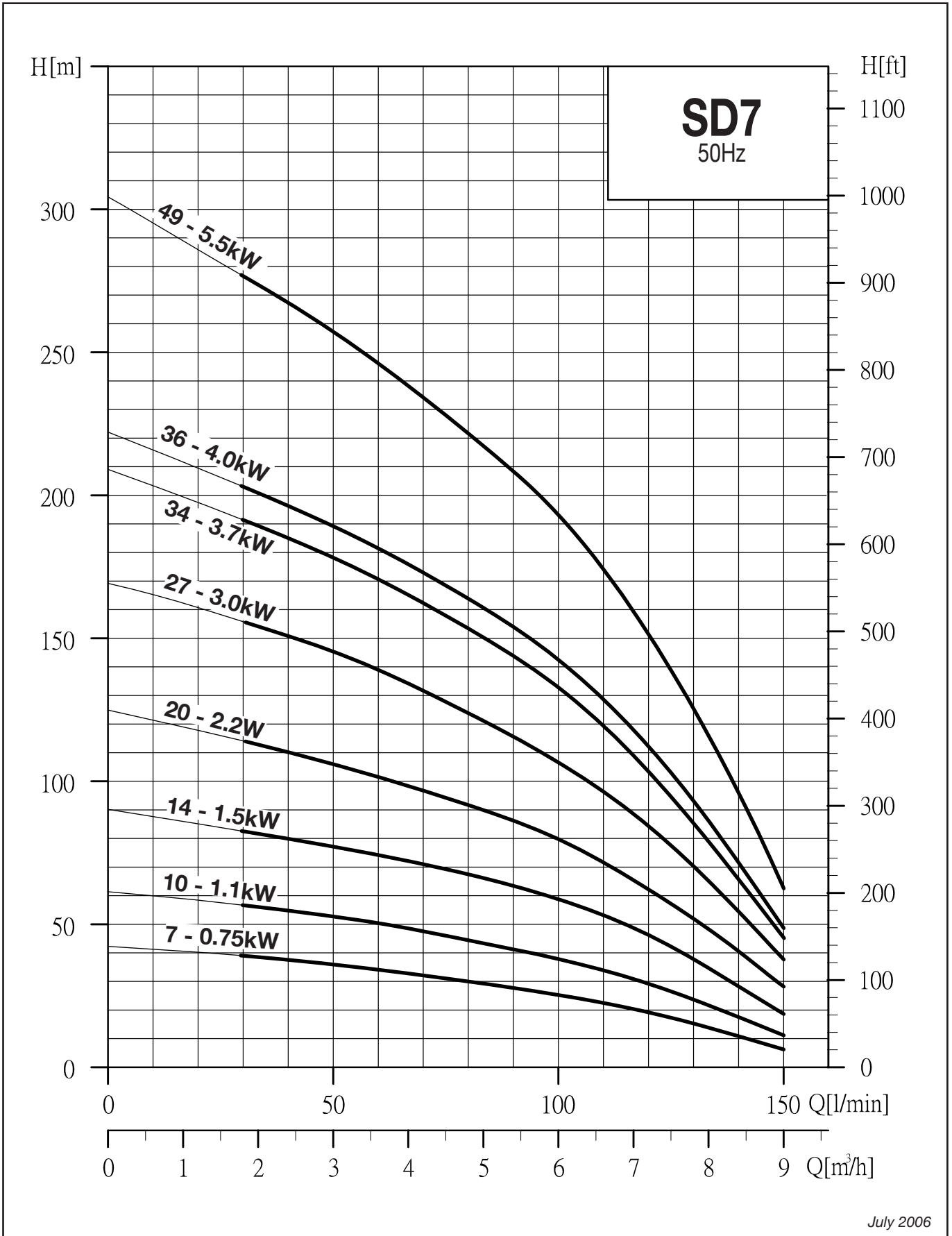




**"SD" Series**  
4 inch (100mm)  
Submersible Borehole Pumps

MODEL  
**SD7**

### PERFORMANCE DATA



MODEL  
**SD7**

**“SD” Series**  
4 inch (100mm)  
Submersible Borehole Pumps



**TECHNICAL DATA**

**DIMENSIONS & WEIGHTS**  
Single Phase Units

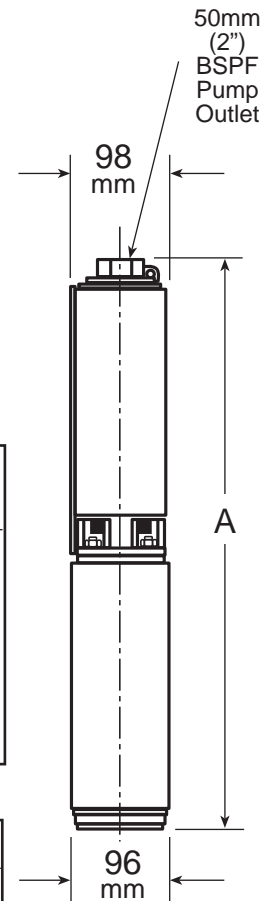
MODEL	No. of Stages	Motor kW	2 Wire Single Phase Length A mm	Unit Weight kg	3 Wire Single Phase Length A mm	Unit Weight kg
<b>With Single Phase FRANKLIN Motors</b>						
SD7-07	7	0.75	688	14.6	688	14.6
SD7-10	10	1.10	867	18.7	828	17.3
SD7-14	14	1.50	—	—	991	20.7
SD7-20	20	2.20	—	—	1315	26.1
SD7-27	27	3.7	—	—	1764	41.4
SD7-34	34	3.7	—	—	1973	43.4
<b>With Single Phase COVERCO Motors</b>						
SD7-07	7	0.75	—	—	840	14.4
SD7-10	10	1.10	—	—	973	17
SD7-14	14	1.50	—	—	1167	20.3
SD7-20	20	2.20	—	—	1431	25.9
SD7-27	27	3.7	—	—	1793	34.6
SD7-34	34	3.7	—	—	2002	36.6

**Three Phase Units**

MODEL	No. of Stages	Motor kW	3 Phase FRANKLIN Length A mm	Unit Weight kg	3 Phase COVERCO Length A mm	Unit Weight kg
SD7-07	7	0.75	688	14.6	810	13.1
SD7-10	10	1.10	781	15.5	933	15.3
SD7-14	14	1.50	952	18.4	1097	18.1
SD7-20	20	2.20	1238	23.4	1391	22.1
SD7-27	27	3.0	1612	34.6	1608	25.7
SD7-34	34	3.7	1821	36.6	—	—
SD7-34	34	4.0	—	—	1917	33
SD7-36	36	4.0	1945	39.9	1978	33.6
SD7-49	49	5.5	2518	47.7	2547	40.9

**ELECTRICAL DATA**

Motor kW	(1Ph) Single Phase				(3Ph) Three Phase	
	Motor Type	Full Load Amps	Lock Rotor Amps	Control Box	Full Load Amps	Lock Rotor Amps
<b>FRANKLIN Motors</b>						
0.37	2 wire	4.1	26	Not reqd.	1.1	4.3
0.55	2 wire	6.5	37	Not reqd.	1.5	6.2
0.75	2 wire	7.6	44	Not reqd.	2	8.5
1.1	2 wire	10.8	53	Not reqd.	3	14
0.75	3 wire	7.0	27	Franklin	—	—
1.1	3 wire	8.9	37	Franklin	—	—
1.5	3 wire PSC	10.7	51	Franklin	4	21
2.2	3 wire	15.9	82	Franklin	6	27
3	—	—	—	—	7.3	42
3.7	3 wire	23.4	109	Franklin	9	46
4	—	—	—	—	10.4	59
5.5	—	—	—	—	13	70
<b>COVERCO Motors</b>						
0.37	3 wire	3.4	11.2	Coverco	1.2	5.6
0.55	3 wire	4.4	14	Coverco	1.8	8
0.75	3 wire	5.6	19	Coverco	2.1	11
1.1	3 wire	8.1	26	Coverco	3	16
1.5	3 wire	10.1	34	Coverco	4.5	24
2.2	3 wire	14.1	44	Coverco	6	32
3.0	—	—	—	—	7.7	37
3.7	3 wire	23.4	77	Coverco	—	—
4	—	—	—	—	10.3	48
5.5	—	—	—	—	13.1	64

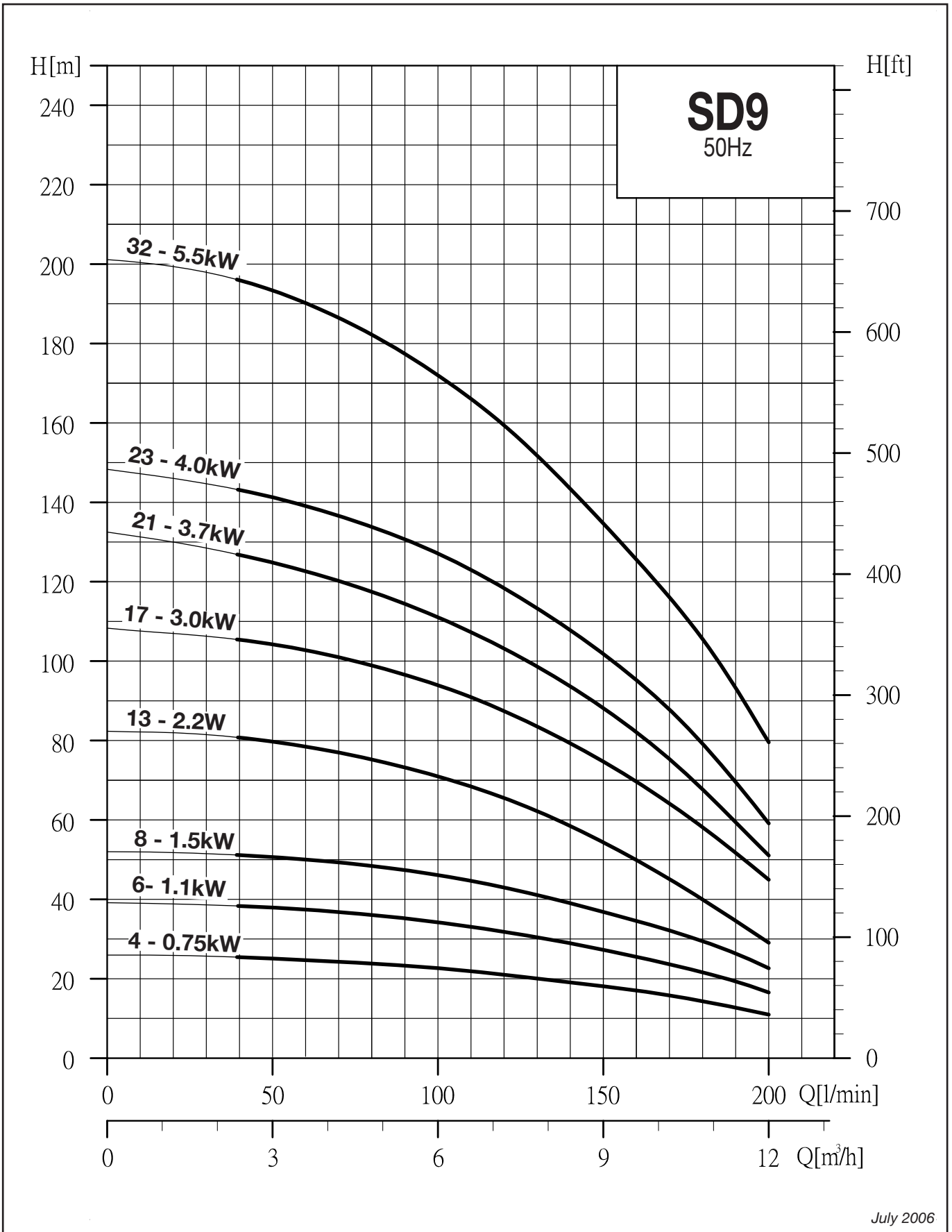




**"SD" Series**  
4 inch (100mm)  
Submersible Borehole Pumps

MODEL  
**SD9**

### PERFORMANCE DATA



MODEL  
**SD9**

**“SD” Series**  
4 inch (100mm)  
Submersible Borehole Pumps



## TECHNICAL DATA

### DIMENSIONS & WEIGHTS

Single Phase Units

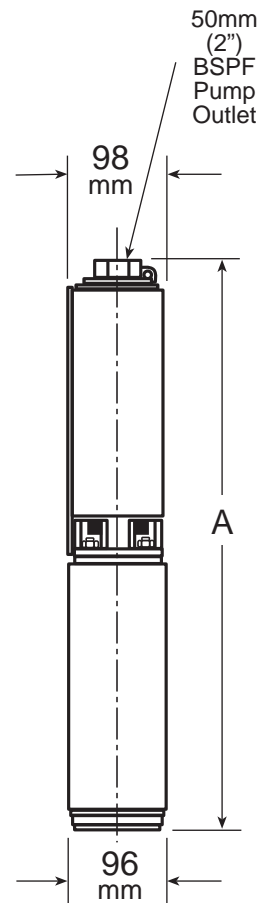
MODEL	No. of Stages	Motor kW	2 Wire Single Phase Length A mm	Unit Weight kg	3 Wire Single Phase Length A mm	Unit Weight kg
<b>With Single Phase FRANKLIN Motors</b>						
SD9-04	4	0.75	592	13.7	592	13.7
SD9-06	6	1.10	740	17.5	701	16.1
SD9-08	8	1.50	—	—	802	19
SD9-13	13	2.20	—	—	1057	24.1
SD9-17	17	3.7	—	—	1413	38.4
SD9-21	21	3.7	—	—	1575	39.6
<b>With Single Phase COVERCO Motors</b>						
SD9-04	4	0.75	—	—	744	13.5
SD9-06	6	1.10	—	—	846	15.8
SD9-08	8	1.50	—	—	978	18.6
SD9-13	13	2.20	—	—	1173	23.9
SD9-17	17	3.7	—	—	1442	31.6
SD9-21	21	3.7	—	—	1604	32.8

### Three Phase Units

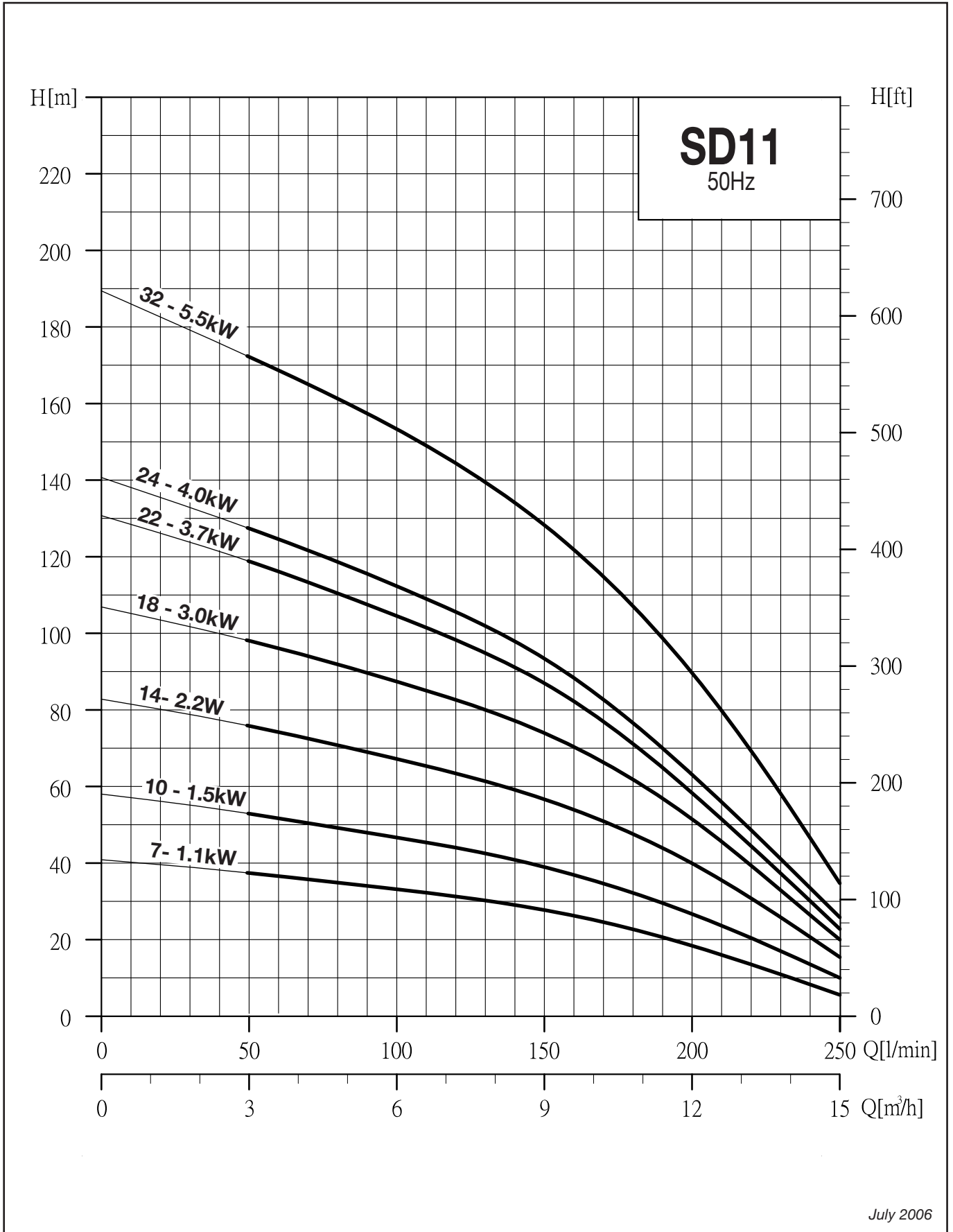
MODEL	No. of Stages	Motor kW	3 Phase FRANKLIN Length A mm	Unit Weight kg	3 Phase COVERCO Length A mm	Unit Weight kg
SD9-04	4	0.75	592	13.7	714	12.2
SD9-06	6	1.10	654	14.3	806	14.1
SD9-08	8	1.50	763	16.7	908	16.4
SD9-13	13	2.20	980	21.4	1133	20.1
SD9-17	17	3.0	1261	31.6	1257	22.7
SD9-21	21	3.7	1423	32.8	—	—
SD9-21	21	4.0	—	—	1519	29.2
SD9-23	23	4.0	1548	36.1	1581	29.8
SD9-32	32	5.5	1954	42.8	1983	36

### ELECTRICAL DATA

Motor kW	(1Ph) Single Phase				(3Ph) Three Phase	
	Motor Type	Full Load Amps	Lock Rotor Amps	Control Box	Full Load Amps	Lock Rotor Amps
<b>FRANKLIN Motors</b>						
0.37	2 wire	4.1	26	Not reqd.	1.1	4.3
0.55	2 wire	6.5	37	Not reqd.	1.5	6.2
0.75	2 wire	7.6	44	Not reqd.	2	8.5
1.1	2 wire	10.8	53	Not reqd.	3	14
0.75	3 wire	7.0	27	Franklin	—	—
1.1	3 wire	8.9	37	Franklin	—	—
1.5	3 wire PSC	10.7	51	Franklin	4	21
2.2	3 wire	15.9	82	Franklin	6	27
3	—	—	—	—	7.3	42
3.7	3 wire	23.4	109	Franklin	9	46
4	—	—	—	—	10.4	59
5.5	—	—	—	—	13	70
<b>COVERCO Motors</b>						
0.37	3 wire	3.4	11.2	Coverco	1.2	5.6
0.55	3 wire	4.4	14	Coverco	1.8	8
0.75	3 wire	5.6	19	Coverco	2.1	11
1.1	3 wire	8.1	26	Coverco	3	16
1.5	3 wire	10.1	34	Coverco	4.5	24
2.2	3 wire	14.1	44	Coverco	6	32
3.0	—	—	—	—	7.7	37
3.7	3 wire	23.4	77	Coverco	—	—
4	—	—	—	—	10.3	48
5.5	—	—	—	—	13.1	64



**PERFORMANCE DATA**



MODEL  
**SD11**

**"SD" Series**  
4 inch (100mm)  
Submersible Borehole Pumps



**TECHNICAL DATA**

**DIMENSIONS & WEIGHTS**  
Single Phase Units

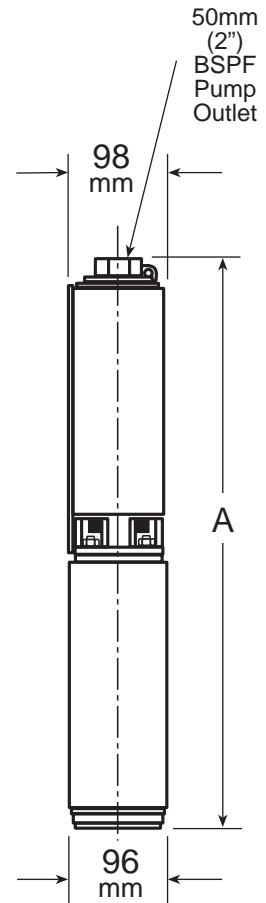
MODEL	No. of Stages	Motor kW	2 Wire Single Phase		3 Wire Single Phase	
			Length A mm	Unit Weight kg	Length A mm	Unit Weight kg
With Single Phase <b>FRANKLIN</b> Motors						
SD11-07	7	1.10	921	19.4	882	18
SD11-10	10	1.50	—	—	1077	21.7
SD11-14	14	2.20	—	—	1385	27.1
SD11-18	18	3.7	—	—	1863	42.2
SD11-22	22	3.7	—	—	2061	44.1
With Single Phase <b>COVERCO</b> Motors						
SD11-07	7	1.10	—	—	1027	17.7
SD11-10	10	1.50	—	—	1253	21.3
SD11-14	14	2.20	—	—	1501	26.9
SD11-18	18	3.7	—	—	1892	35.4
SD11-22	22	3.7	—	—	2090	37.3

Three Phase Units

MODEL	No. of Stages	Motor kW	3 Phase <b>FRANKLIN</b>		3 Phase <b>COVERCO</b>	
			Length A mm	Unit Weight kg	Length A mm	Unit Weight kg
SD11-07	7	1.10	835	16.2	987	16
SD11-10	10	1.50	1038	19.4	1183	19.1
SD11-14	14	2.20	1308	24.4	1461	23.1
SD11-18	18	3.0	1711	35.4	1707	26.5
SD11-22	22	3.7	1909	37.3	—	—
SD11-22	22	4.0	—	—	2005	33.7
SD11-24	24	4.0	2076	40.9	2109	34.6
SD11-32	32	5.5	2582	48.8	2611	42

**ELECTRICAL DATA**

Motor kW	(1Ph) Single Phase				(3Ph) Three Phase	
	Motor Type	Full Load Amps	Lock Rotor Amps	Control Box	Full Load Amps	Lock Rotor Amps
<b>FRANKLIN Motors</b>						
0.37	2 wire	4.1	26	Not reqd.	1.1	4.3
0.55	2 wire	6.5	37	Not reqd.	1.5	6.2
0.75	2 wire	7.6	44	Not reqd.	2	8.5
1.1	2 wire	10.8	53	Not reqd.	3	14
0.75	3 wire	7.0	27	Franklin	—	—
1.1	3 wire	8.9	37	Franklin	—	—
1.5	3 wire PSC	10.7	51	Franklin	4	21
2.2	3 wire	15.9	82	Franklin	6	27
3	—	—	—	—	7.3	42
3.7	3 wire	23.4	109	Franklin	9	46
4	—	—	—	—	10.4	59
5.5	—	—	—	—	13	70
7.5	—	—	—	—	18.7	99
<b>COVERCO Motors</b>						
0.37	3 wire	3.4	11.2	Coverco	1.2	5.6
0.55	3 wire	4.4	14	Coverco	1.8	8
0.75	3 wire	5.6	19	Coverco	2.1	11
1.1	3 wire	8.1	26	Coverco	3	16
1.5	3 wire	10.1	34	Coverco	4.5	24
2.2	3 wire	14.1	44	Coverco	6	32
3.0	—	—	—	—	7.7	37
3.7	3 wire	23.4	77	Coverco	—	—
4	—	—	—	—	10.3	48
5.5	—	—	—	—	13.1	64
7.5	—	—	—	—	18.7	99

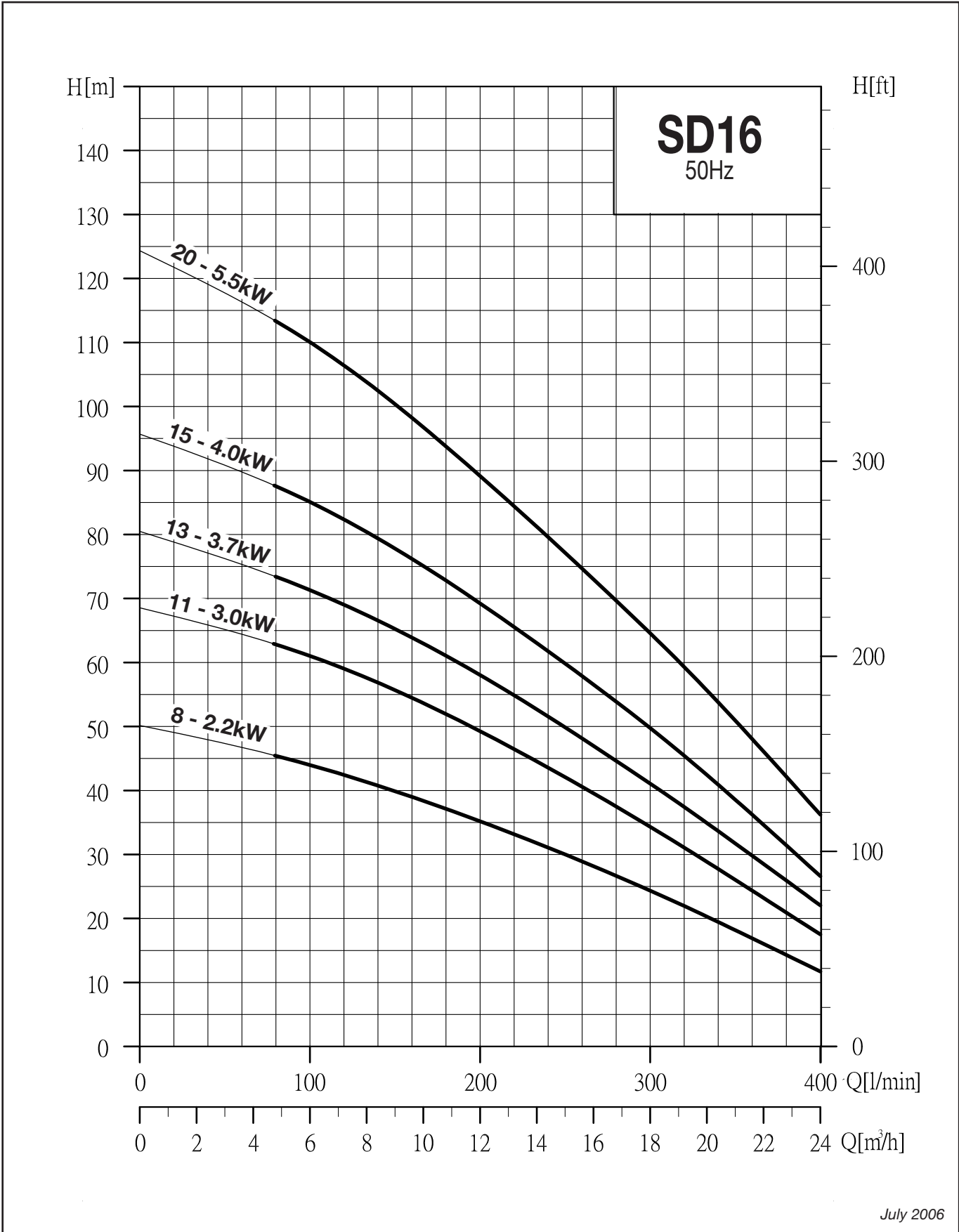




**"SD" Series**  
4 inch (100mm)  
Submersible Borehole Pumps

MODEL  
**SD16**

### PERFORMANCE DATA



MODEL  
**SD16**

**“SD” Series**  
4 inch (100mm)  
Submersible Borehole Pumps



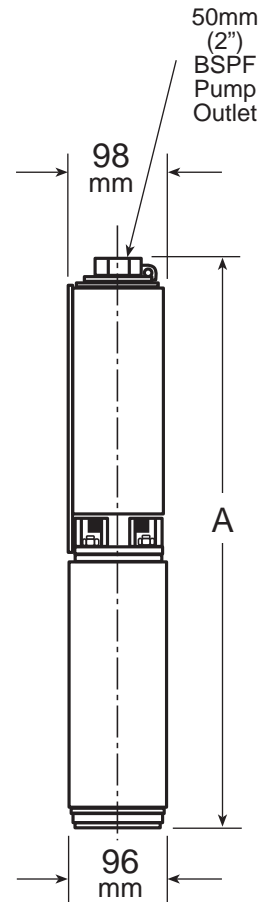
**TECHNICAL DATA**

**DIMENSIONS & WEIGHTS**  
Single Phase Units

MODEL	No. of Stages	Motor kW	2 Wire Single Phase		3 Wire Single Phase	
			Length A mm	Unit Weight kg	Length A mm	Unit Weight kg
With Single Phase <b>FRANKLIN</b> Motors						
SD16-08	8	2.20	—	—	1160	24.9
SD16-11	11	3.7	—	—	1596	39.3
SD16-13	13	3.7	—	—	1729	41.1
With Single Phase <b>COVERCO</b> Motors						
SD16-08	8	2.20	—	—	1276	24.7
SD16-11	11	3.7	—	—	1625	33.1
SD16-13	13	3.7	—	—	1758	34.3

Three Phase Units

MODEL	No. of Stages	Motor kW	3 Phase <b>FRANKLIN</b>		3 Phase <b>COVERCO</b>	
			Length A mm	Unit Weight kg	Length A mm	Unit Weight kg
SD16-08	8	2.20	1083	22.2	1236	20.9
SD16-11	11	3.0	1444	33.1	1440	24.2
SD16-13	13	3.7	1577	34.3	—	—
SD16-13	13	4.0	—	—	1673	30.7
SD16-15	15	4.0	1776	38.2	1809	31.9
SD16-20	20	5.5	2205	45.3	2234	38.5



**ELECTRICAL DATA**

Motor kW	(1Ph) Single Phase				(3Ph) Three Phase	
	Motor Type	Full Load Amps	Lock Rotor Amps	Control Box	Full Load Amps	Lock Rotor Amps
<b>FRANKLIN Motors</b>						
0.37	2 wire	4.1	26	Not reqd.	1.1	4.3
0.55	2 wire	6.5	37	Not reqd.	1.5	6.2
0.75	2 wire	7.6	44	Not reqd.	2	8.5
1.1	2 wire	10.8	53	Not reqd.	3	14
0.75	3 wire	7.0	27	Franklin	—	—
1.1	3 wire	8.9	37	Franklin	—	—
1.5	3 wire PSC	10.7	51	Franklin	4	21
2.2	3 wire	15.9	82	Franklin	6	27
3	—	—	—	—	7.3	42
3.7	3 wire	23.4	109	Franklin	9	46
4	—	—	—	—	10.4	59
5.5	—	—	—	—	13	70
7.5	—	—	—	—	18.7	99
<b>COVERCO Motors</b>						
0.37	3 wire	3.4	11.2	Coverco	1.2	5.6
0.55	3 wire	4.4	14	Coverco	1.8	8
0.75	3 wire	5.6	19	Coverco	2.1	11
1.1	3 wire	8.1	26	Coverco	3	16
1.5	3 wire	10.1	34	Coverco	4.5	24
2.2	3 wire	14.1	44	Coverco	6	32
3.0	—	—	—	—	7.7	37
3.7	3 wire	23.4	77	Coverco	—	—
4	—	—	—	—	10.3	48
5.5	—	—	—	—	13.1	64
7.5	—	—	—	—	18.7	99