

BLAZEMASTER 2

ENGINE-DRIVEN PUMPS

ENGINEERED EXCELLENCE. TRUSTED PERFORMANCE.

BlazeMaster is renowned for performance and dependability when it matters most. Produced in Australia for over 20 years, today we continue this legacy in launching BlazeMaster2. BlazeMaster2 features an all-new, precision optimised hydraulic design, developed by our in-house engineering team to deliver outstanding performance, greater versatility and superior construction.



- Flows to 750 lpm
- Heads to 101 m
- Advanced self-priming capabilities
- Suction lifts to 8 m
- Increased fuel efficiency
- Marine Grade Aluminum construction
- Greater durability with 30% increase in strength of pump



BLAZEMASTER 2

THE NEXT EVOLUTION IN PORTABLE
FIRE PROTECTION & WATER TRANSFER

FEATURES & BENEFITS

- Quality, **Made in Australia** pumps
- Driven by reliable **Honda** petrol or **Yanmar** diesel engines
- Constructed from durable **marine grade aluminium** for long service life and increased strength
- **Suction lifts to 8 m** provides versatility in portable applications
- **Self-priming to 3.5 m** for fast installation and operation
- **Optimised hydraulic design** delivers improved hydraulic efficiency and reduced fuel consumption
- **3 way discharge port** provides easy installation & choice of plumbing sizes
- **Removable front cover** allows easy access to service pump internals
- **1" drain port** position allows all liquid to be removed for safer storage

Made in Australia.
Assembled in Melbourne.

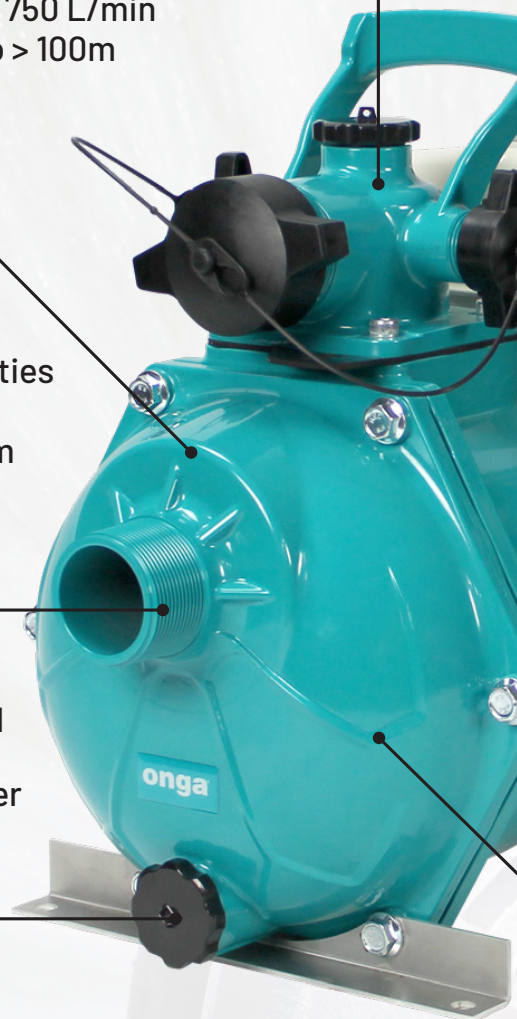


3-way discharge port with ergonomic integrated handle


Flows to 750 L/min
Heads to > 100m

Raised inlet port aids suction capabilities
- suction lift to 8m
- self-priming to 3.5m

Drain port designed to remove all liquid from casing for safer storage



POWERED by HONDA™		SINGLE STAGE			TWIN STAGE			
Engine model	Mounting plate	Roll frame	Electric start	Electric start with roll frame	Mounting plate	Roll frame	Electric start	Electric start with roll frame
GX160	B2-55H	B2-55HR	-	-	BM2-55H	BM2-55HR	-	-
GX200	B2-65H	B2-65HR	B2-65HE	-	BM2-65H	BM2-65HR	BM2-65HE	-
GX270	-	B2-90HR	-	B2-90HER	-	BM2-90HR	-	BM2-90HER




Improved hydraulic efficiency, up to 13%

Reduced fuel consumption

Available in petrol or diesel engines

Marine-grade aluminium construction impeller



Superior corrosion resistance
Increased strength by 30%
Pump-end weight reduction

APPLICATIONS

Ideal for firefighting, tank filling, water transfer, irrigation and spraying.

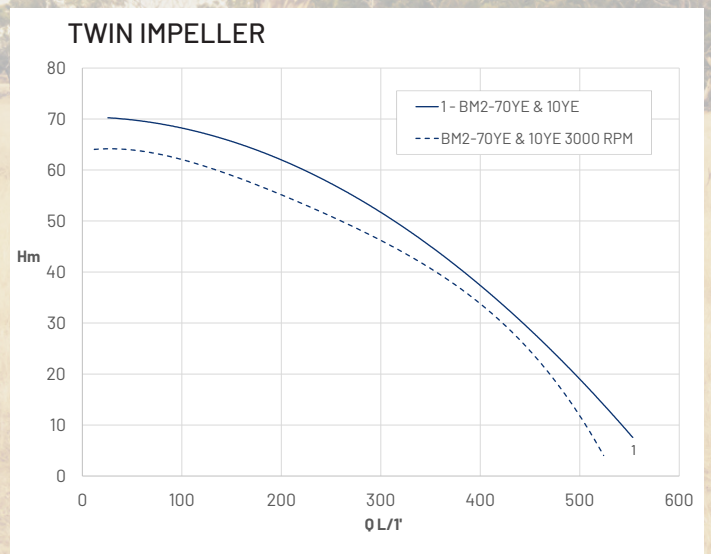
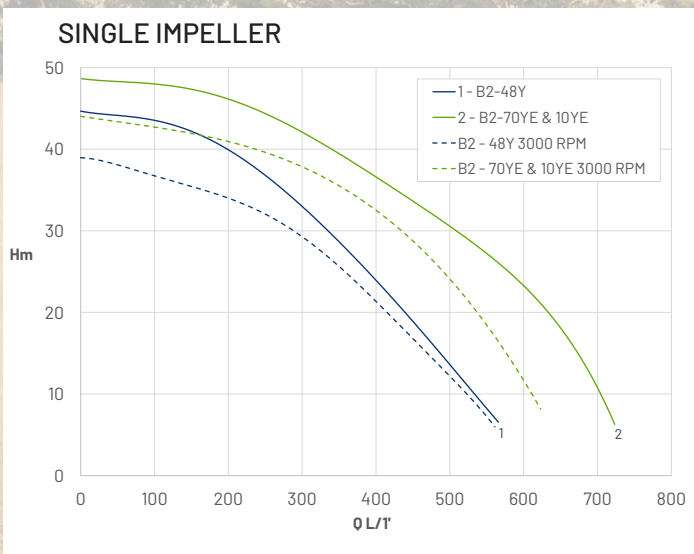
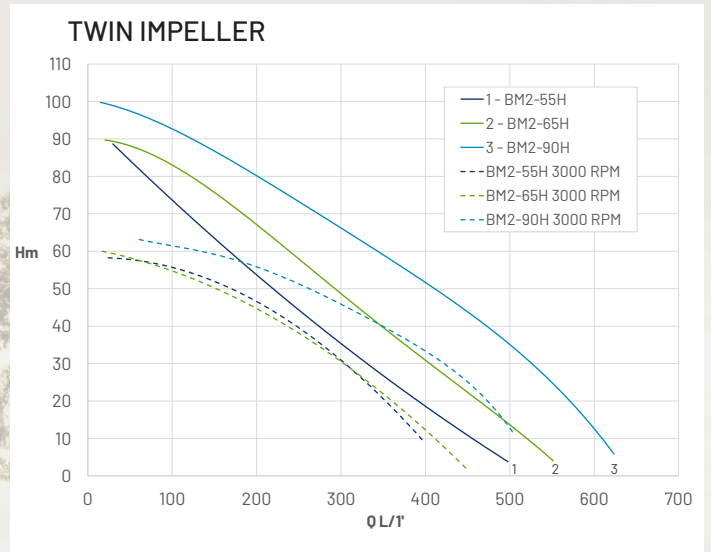
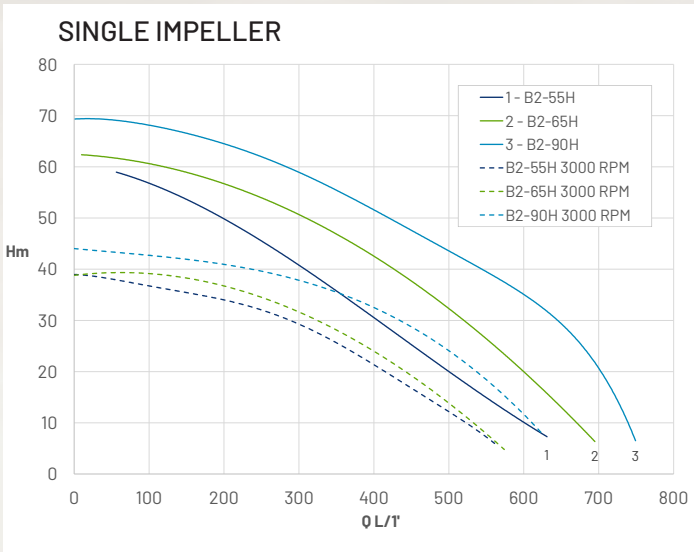
- **Single impeller** models (B2-) enable high flow rates with strong pressure.
- **Twin impeller** models (BM2-) provide stronger pressure for pumping higher and longer distances.



YANMAR		SINGLE STAGE			TWIN STAGE			
Engine model	Mounting plate	Roll frame	Electric start	Electric start with roll frame	Mounting plate	Roll frame	Electric start	Electric start with roll frame
L48N	B2-48Y	-	B2-48YE	-	-	-	-	-
L70N	-	-	-	B2-70YER	-	-	-	BM2-70YER
L100N	-	-	-	B2-10YER	-	-	-	BM2-10YER

PERFORMANCE CURVES

POWERED by
HONDA™



YANMAR

--- For continuous use operate engine at 3000 RPM

Scan QR code to see
the BlazeMaster 2 video



1-21 Monash Drive | Dandenong South, VIC 3175 | Australia | 1300 137 344 | onga.com.au

Information contained here-in remains the property of Pentair under Australian copyright law. Content may not be reproduced or transmitted without our prior written permission.

Disclaimer: Pentair reserves the right to change product specifications and products details. Product images are for reference purposes only and may not represent the actual/current product.

©2026 Pentair. All rights reserved.

