

*Special Uses*



*Irrigation*



*Drainage*





Flotec is constantly committed to the improvement of its products and services thanks to a SGS certified quality management system according to the directive ISO 9001:2000 (Vision 2000).




All Flotec products are constructed in accordance with current CE directives.



Every Flotec product is tested and certified by the technicians of TUV RHEIN-LAND laboratories.



Tanks within Flotec booster sets comply with PED European directives.



All packaging of Flotec products is constructed of recycled materials.



Flotec pumps are in compliance with European Directive 2002/95/EC (RoHS-LSDEEE Directive) which restricts the use of certain hazardous substances in electrical and electronic equipment.



Three year warranty.

## Application

**Small to average home single storey 1 bathroom**



**Average home single storey 2 bathroom**



**Large home single or two storey 2 bathroom**



**Larger families two storey 2 bathroom**



Water is one of the most precious elements known to man. We use it to irrigate, wash and consume. We continuously transfer it between locations for use or recycling. It is necessary to pump water from bores or reservoirs, to drain flooded areas where water has seeped, to dry a work yard or even to circulate stagnant water. In all cases, the need to transfer water for its usage requires the most practical and affordable means, pumps.

Flotec offers a wide range of pumps designed to satisfy a vast array of needs. Flotec pumps are manufactured by qualified technicians according to state of the art engineering criteria with the guarantee of maximum quality. Flotec pumps are reliable and easy to install for usage.

## Contents

### Special Uses

#### MultiOil 3

Pump for diesel fuel and heating oil

### Irrigation

#### Autojet 1000 4

Automatic Pump with Electronic Control

#### Autojet 1500 5

Automatic Pump with Electronic Control

### Drainage

#### Compac 200 6

Submersible Pump for Clean Water

#### Vipvort 180/6 7

Submersible Pump for Dirty Water

## MultiOil

Pump for Diesel Fuel and Heating Oil



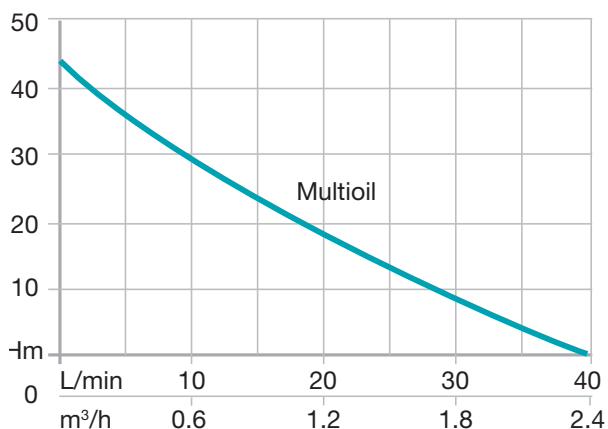
A dependable, high performance pump for diesel fuel and heating oil. Suitable for agricultural, industrial and domestic use.

### Features:

- Totally enclosed fan-cooled motor
- Level of protection IPX4
- Cast iron pump casing, AISI 416 stainless steel shaft and brass impeller
- Pump inlet and outlet ports are 25mm diameter
- Ideal for Diesel fuel and heating oil
- Includes 4m suction hose and 2m discharge hose, fuel pistol, brass foot valve and filter

### Applications:

- Suitable for agricultural and in industrial



Input Power:	550 W
Max.Head:	44m / 4.4 Bar
Max.Flow Rate:	40 L/min
Pump Body:	Cast Iron
Max. Advised Suction Depth:	5m
Voltage:	230V - 50Hz
Amps:	2.2 A
Suction Port / Delivery Port:	33.25 mm (1")
Motor:	Single - phase, continuous operation. External ventilation with always ON condenser.
Accessories	Includes 4m suction hose and 2m discharge hose with fuel pistol, brass foot valve and filter.
Part Number:	N4162030F-AU



## Autojet 1000

Automatic Pump with Electronic Control



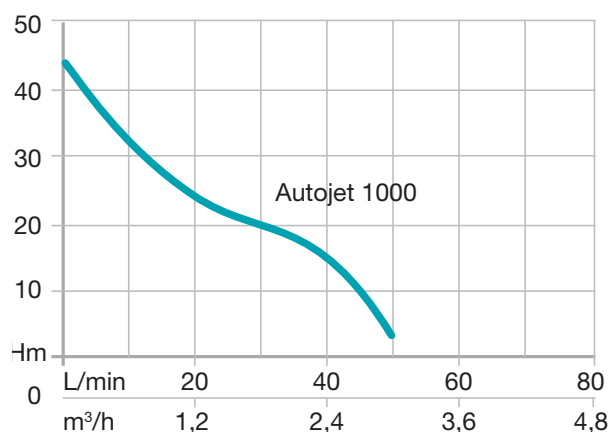
A reliable, high performance automatic pump with electronic control ideal to irrigate lawns and flowerbeds, wash decks and outdoor areas, and fill empty reservoirs. It can also be used as an automatic pump to pressurise and automate domestic water systems.

### Features:

- Polypropylene body
- Innovative electronic control 'Pressuremate 1.5' which starts the pump every time water is requested & maintains constant pressure during delivery
- Dry run protection (if no water is supplied, pump will automatically stop itself)
- LED panel to control the operating status of the pump - shows you if the pump is connected, running, if water flow is present and if there are any unusual conditions

### Applications:

- Irrigate lawns & flowerbeds
- Wash decks & outdoor areas
- Fill empty reservoirs
- Also suitable to use as an automatic pump to pressurise & automate domestic water systems



Max.Head:	46 m / 4.6 bar
Max.Flow Rate:	55 L/min
Absorbed Power:	800 Watt
Pump Body:	Polypropylene
Max. Advised Suction Depth:	7m
No. Impellers:	1
Weight:	8.9 Kg
Part Number:	N4176790-01-AU





## Autojet 1500

Automatic Pump with Electronic Control



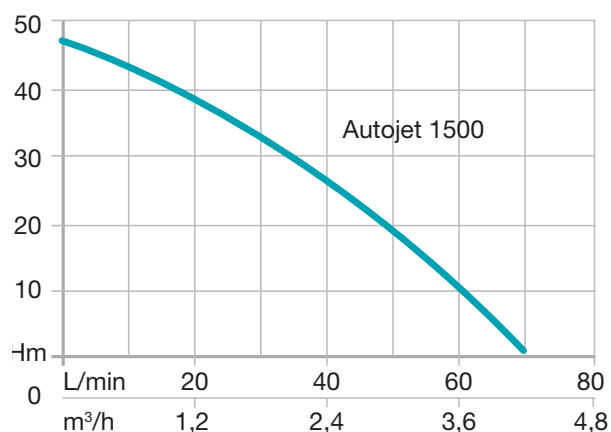
A dependable, high quality automatic pump with electronic control ideal to irrigate lawns and flowerbeds, wash decks and outdoor areas, and fill empty reservoirs. It can also be used as an automatic pump to pressurise and automate domestic water systems.

### Features:

- Stainless steel body
- Innovative electronic control 'Pressuremate 1.5' which starts the pump every time water is requested & maintains constant pressure during delivery
- Dry run protection (if no water is supplied, pump will automatically stop itself)
- LED panel to control the operating status of the pump - shows you if the pump is connected, running, if water flow is present and if there are any unusual conditions

### Applications:

- Irrigate lawns & flowerbeds
- Wash decks & outdoor areas
- Fill empty reservoirs
- Also suitable to use as an automatic pump to pressurise & automate domestic water systems



Max.Head:	48 m / 4.8 bar
Max.Flow Rate:	70 L/min
Absorbed Power:	1100 Watt
Pump Body:	Stainless steel
Max. Advised Suction Depth:	7m
No. Impellers:	1
Weight:	11 Kg
Part Number:	N4176780-01-AU

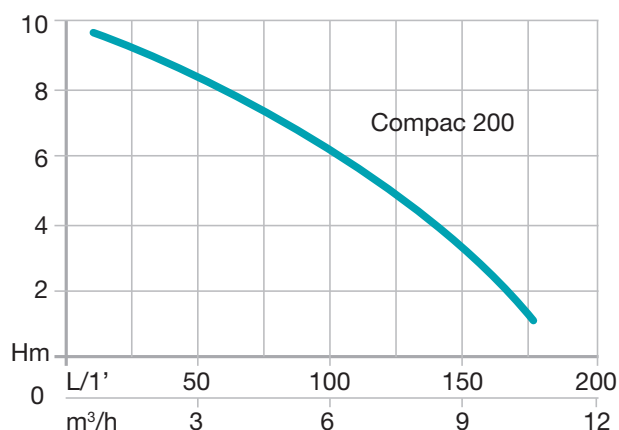


## Compac 200

Submersible Pump for Clean Water



A high performance submersible pump for clean water designed to drain standing water and domestic waste water, empty flooded rooms and draw water from wells, basins and cisterns. Flotec Compac Pumps are ideal for limited spaces. Complete with integral float switch, which can be selected in automatic or manual mode. In automatic mode the Flotec Compac Pump switches on when the water level reaches approx 140mm and switches off at approx 30mm. In manual mode the level of water can be pumped down to approx 3mm. Maximum size of soft impurities is 5mm.




### Features:

- Built in check valve
- Supplied with 1 1/4" adjustable hose connector for hose sizes 3/4" 1" and 1 1/4"
- 10 metre power cable
- Polypropylene body
- Noryl impeller
- Stainless steel shaft
- Twin NBR lip seals

### Applications:

- Drain standing water and domestic waste water
- Empty flooded rooms
- Draw water from wells, basins and cisterns

Max.Head:	10 m / 1 bar
Max.Flow Rate:	190 L/min
Absorbed Power:	650 Watt
Pump Body:	Polypropylene
Min. Draining Level:	3 mm
Pump Outlet:	1"1/4 M
Weight:	5.6 Kg
Part Number:	N1080040-AU



## Vipvort 180/6

Submersible Pump for Dirty Water



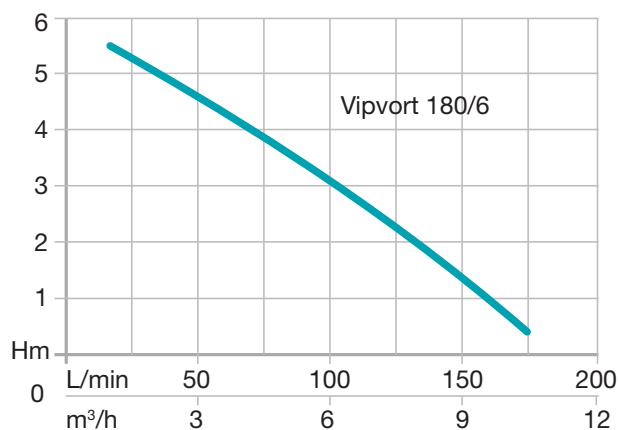
Vipvort submersible pumps for waste water are an essential requirement when it is necessary to transfer water containing particles. Therefore, they are particularly suitable for draining septic tanks and removing flood water. These Vipvort Pumps are designed for applications in dirty water with suspended solids up to 25mm.

### Features:

- Pump body, diffuser and strainer made from polypropylene
- Stainless steel motor housing and shaft
- Fibreglass reinforced impeller
- Shaft with ceramic sleeve at wear point and double NBR 70 lip seals
- Easy open and close system on the strainer and diffuser for cleaning purposes
- Automatic pump fitted with float switch

### Applications:

- Draining septic tanks
- Removing flood water



Max.Head:	6 m / 0.6 bar
Max.Flow Rate:	180 L/min
Absorbed Power:	480 Watt
Pump Body:	Polypropylene
Min. Draining Level:	30 mm (man)
Pump Outlet:	1" 1/4 M
Weight:	4.2 Kg
Part Number:	N2101090-AU





**Pentair**



### Australia

National Customer Service: Phone: 1300 137 344  
Fax: 1800 006 688  
National Dealer Locator: Phone: 1800 664 266  
Email: [au.sales@pentairwater.com](mailto:au.sales@pentairwater.com)  
Web: [www.pentairwater.com.au](http://www.pentairwater.com.au)

### New Zealand

National Customer Service: Phone: 0800 654 112  
Fax: 0800 806 642  
National Dealer Locator: Phone: 0800 664 269  
Email: [nz.sales@pentairwater.com](mailto:nz.sales@pentairwater.com)  
Web: [www.pentairwater.co.nz](http://www.pentairwater.co.nz)

### International Australia/New Zealand

Phone: +61 3 9574 4000  
Fax: +61 3 9574 4088